



**Nevada Department of
Health and Human Services**

**DIVISION OF HEALTH CARE
FINANCING AND POLICY**

Out of State Residential Treatment Centers

Reporting Period May 2019

**Nevada Division of Health Care Financing and Policy (DHCFFP)
Medicaid Fee for Service -Behavioral Health
Out-of-State (OOS) Residential Treatment Center (RTC) Placements for Children
May 2019**

Top 3 Diagnosis:

--Disruptive mood dysregulation disorder (F3481):	45 children	39.1% of total
--Encounter for mental health services for perpetrator of other abuse(Z6982):	6 children	5.2% of total
--Schizoaffective disorder, depressive type(F251):	5 children	4.3% of total
--Unspecified mood [affective] disorder (F39):	5 children	4.3% of total

Patient Count:

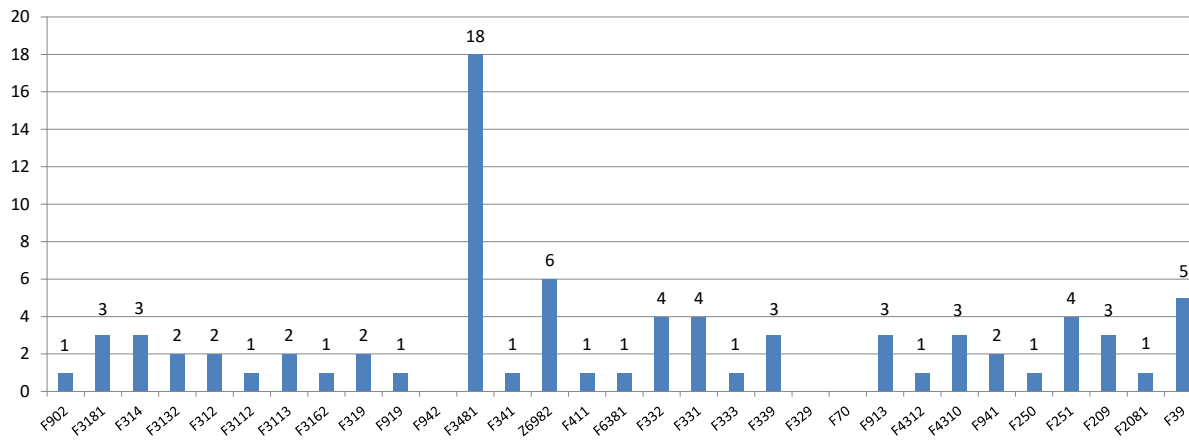
--A total of 115 children were in Out-of-State RTC placement during the month of May
--The average monthly OOS patient count for the previous 11 months is 119; 3.4% reduction in May

Net Payment:

--DHCFFP paid \$1,321,604.20 for Out-of-State RTC placements in April
--The average monthly OOS spend for the previous 11 months is \$1,250,936; 5.6% increase in April

For additional information, contact the BH Program Specialist at: BehavioralHealth@DHCFFP.nv.gov

**Nevada Division of Health Care Financing and Policy
Behavioral Health Residential Out of State Treatment Center Placements
Patients by Diagnosis Principal
May 2019**



The report indicates the number of out-of-state Fee for Service RTC patients.

Patients appear on this report only if the billing and/or servicing provider indicated a principle diagnosis on the submitted claim form.

Diagnosis information may or may not appear on claim forms for patients with long-term medical conditions (e.g., diabetes).

Patient counts are based upon when the service occurred and not when the service was paid.

The DHCFFP data warehouse is comprised of claims data submitted by over 28,000 Medicaid providers from within Nevada and across the country. While DHCFFP staff conscientiously make their best efforts to validate this data through continuous provider education and the use of a highly experienced audit staff, the Division heavily relies on its providers to submit accurate and complete information on our Medicaid patients. It should therefore be understood by the users of DHCFFP reports on disease morbidity and patient health that the data source for these reports is based solely on patient claims data and may not be a complete and comprehensive health record.

Diagnosis Code Principal	Diagnosis Principal
F902	Attention-deficit hyperactivity disorder, combined type
F3181	Bipolar II disorder
F314	Bipolar disord, current episode depressed, severe, w/o psychotic feature
F3132	Bipolar disorder, current episode depressed, moderate
F312	Bipolar disorder, current episode manic severe with psychotic features
F3112	Bipolar disorder, current episode manic w/o psychotic features, moderate
F3113	Bipolar disorder, current episode manic w/o psychotic features, severe
F3162	Bipolar disorder, current episode mixed, moderate
F319	Bipolar disorder, unspecified
F919	Conduct disorder, unspecified
F942	Disinhibited attachment disorder of childhood
F3481	Disruptive mood dysregulation disorder
F341	Dysthymic disorder
Z6982	Encounter for mental health services for perpetrator of other abuse
F411	Generalized anxiety disorder
F6381	Intermittent explosive disorder
F332	Major depressive disorder, recurrent severe without psychotic features
F331	Major depressive disorder, recurrent, moderate
F333	Major depressive disorder, recurrent, severe with psychotic symptoms
F339	Major depressive disorder, recurrent, unspecified
F329	Major depressive disorder, single episode, unspecified
F70	Mild intellectual disabilities
F913	Oppositional defiant disorder
F4312	Post-traumatic stress disorder, chronic
F4310	Post-traumatic stress disorder, unspecified
F941	Reactive attachment disorder of childhood
F250	Schizoaffective disorder, bipolar type
F251	Schizoaffective disorder, depressive type
F209	Schizophrenia, unspecified
F2081	Schizophreniform disorder
F39	Unspecified mood [affective] disorder

Nevada Division of Health Care Financing and Policy
Medicaid Fee for Service - Behavioral Health
Out-of-State Residential Treatment Center Placements for Children

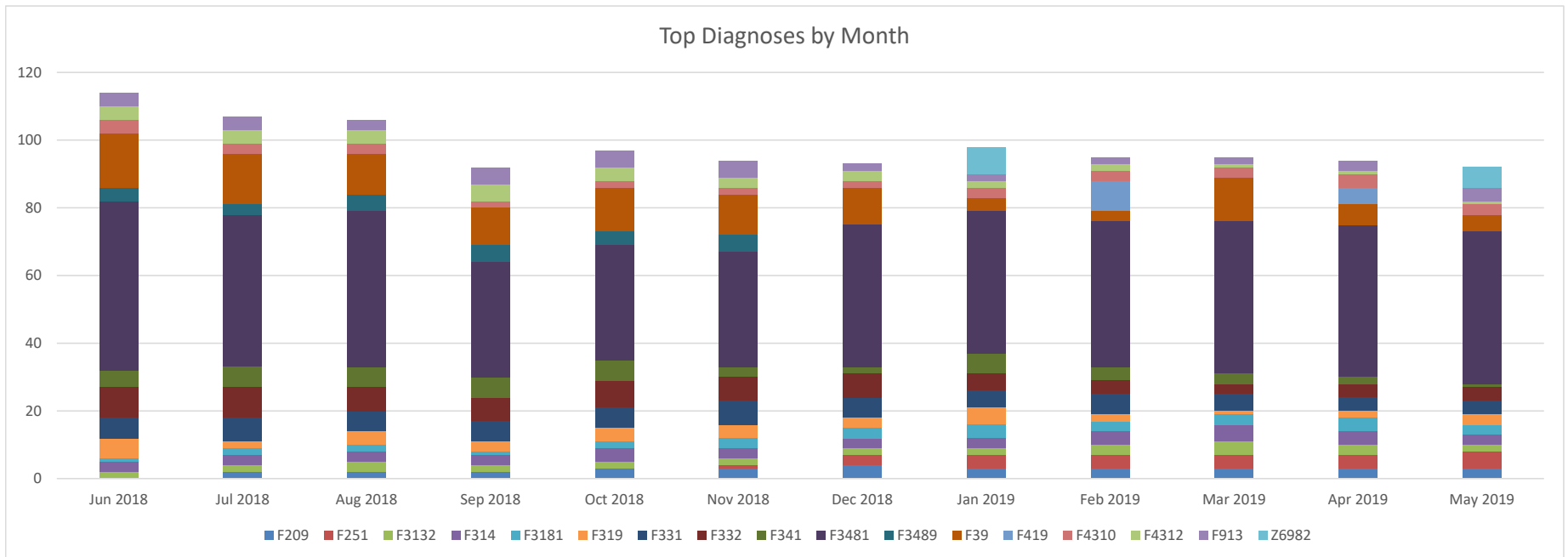
Subsets		161004 OOS RTC Enrollees									
		Patients									
		May 2019									
Time Period: Incurred Month		CO	GA	IN	MI	MO	MT	TN	TX	UT	Total
Provider State Code											
Diagnosis Principal	Diagnosis Code Principal										
Attention-deficit hyperactivity disorder, combined type	F902									1	1
Bipolar II disorder	F3181									3	3
Bipolar disord, current episode depressed, severe, w/o psychotic feature	F314									3	3
Bipolar disorder, current episode depressed, moderate	F3132									2	2
Bipolar disorder, current episode manic severe with psychotic features	F312									2	2
Bipolar disorder, current episode manic w/o psychotic features, moderate	F3112									1	1
Bipolar disorder, current episode manic w/o psychotic features, severe	F3113									2	2
Bipolar disorder, current episode mixed, moderate	F3162									1	1
Bipolar disorder, unspecified	F319									2	3
Conduct disorder, unspecified	F919				1					1	2
Disinhibited attachment disorder of childhood	F942						1				1
Disruptive mood dysregulation disorder	F3481	1	1			5			20	18	45
Dysthymic disorder	F341									1	1
Encounter for mental health services for perpetrator of other abuse	Z6982									6	6
Generalized anxiety disorder	F411								1	1	2
Intermittent explosive disorder	F6381									1	1
Major depressive disorder, recurrent severe without psychotic features	F332									4	4
Major depressive disorder, recurrent, moderate	F331									4	4
Major depressive disorder, recurrent, severe with psychotic symptoms	F333									1	1
Major depressive disorder, recurrent, unspecified	F339									3	3
Major depressive disorder, single episode, unspecified	F329								1		1
Mild intellectual disabilities	F70					1					1
Oppositional defiant disorder	F913		1							3	4
Post-traumatic stress disorder, chronic	F4312									1	1
Post-traumatic stress disorder, unspecified	F4310									3	3
Reactive attachment disorder of childhood	F941									2	2
Schizoaffective disorder, bipolar type	F250									1	1
Schizoaffective disorder, depressive type	F251							1		4	5
Schizophrenia, unspecified	F209									3	3
Schizophreniform disorder	F2081									1	1
Unspecified mood [affective] disorder	F39									5	5
Aggregate(Diagnosis Principal)		1	2	1	1	6	1	1	22	80	115

The report indicates the number of out-of-state Fee for Service RTC patients. Patients appear on this report only if the billing and/or servicing provider indicated a principle diagnosis on the submitted claim form. Diagnosis information may or may not appear on claim forms for patients with long-term medical conditions (e.g., diabetes). Patient counts are based upon when the service occurred and not when the service was paid.

The DHCFP data warehouse is comprised of claims data submitted by over 28,000 Medicaid providers from within Nevada and across the country. While DHCFP staff conscientiously make their best efforts to validate this data through continuous provider education and the use of a highly experienced audit staff, the Division heavily relies on its providers to submit accurate and complete information on our Medicaid patients. It should therefore be understood by the users of DHCFP reports on disease morbidity and patient health that the data source for these reports is based solely on patient claims and may not be a complete and comprehensive health record.

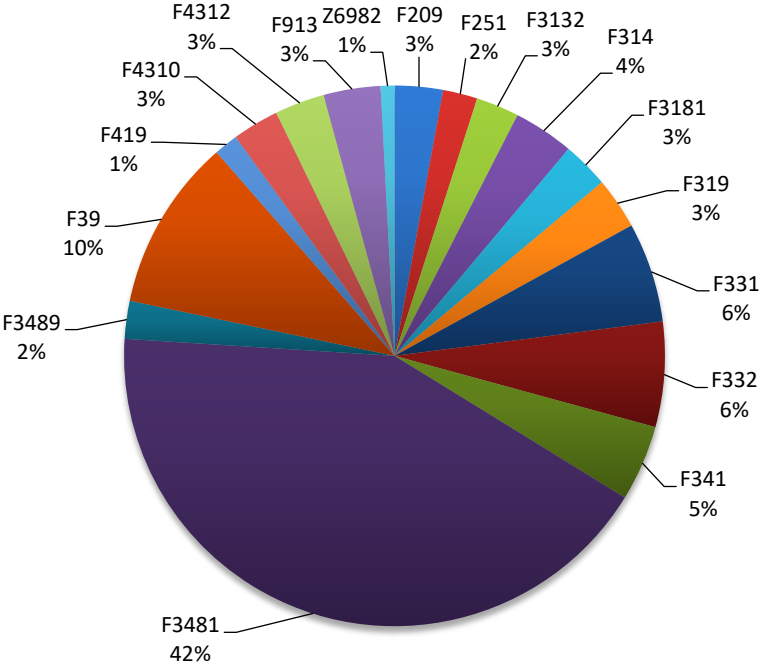
Nevada Division of Health Care Financing and Policy
Medicaid Fee for Service - Behavioral Health
Out-of-State Residential Treatment Center Placements for Children

Diagnosis Principal	Diagnosis Code Principal	Jun 2018	Jul 2018	Aug 2018	Sep 2018	Oct 2018	Nov 2018	Dec 2018	Jan 2019	Feb 2019	Mar 2019	Apr 2019	May 2019
Schizophrenia, unspecified	F209	0	2	2	2	3	3	4	3	3	3	3	3
Schizoaffective disorder, depressive type	F251	0	0	0	0	0	1	3	4	4	4	4	5
Bipolar disorder, current episode depressed, moderate	F3132	2	2	3	2	2	2	2	2	3	4	3	2
Bipolar disord, current episode depressed, severe, w/o psychotic feature	F314	3	3	3	3	4	3	3	3	4	5	4	3
Bipolar II disorder	F3181	1	2	2	1	2	3	3	4	3	3	4	3
Bipolar disorder, unspecified	F319	6	2	4	3	4	4	3	5	2	1	2	3
Major depressive disorder, recurrent, moderate	F331	6	7	6	6	6	7	6	5	6	5	4	4
Major depressive disorder, recurrent severe without psychotic features	F332	9	9	7	7	8	7	7	5	4	3	4	4
Dysthymic disorder	F341	5	6	6	6	6	3	2	6	4	3	2	1
Disruptive mood dysregulation disorder	F3481	50	45	46	34	34	34	42	42	43	45	45	45
Other specified persistent mood disorders	F3489	4	3	5	5	4	5	0	0	0	0	0	0
Unspecified mood [affective] disorder	F39	16	15	12	11	13	12	11	4	3	13	6	5
Anxiety disorder, unspecified	F419	0	0	0	0	0	0	0	0	9	0	5	0
Post-traumatic stress disorder, unspecified	F4310	4	3	3	2	2	2	2	3	3	3	4	3
Post-traumatic stress disorder, chronic	F4312	4	4	4	5	4	3	3	2	2	1	1	1
Oppositional defiant disorder	F913	4	4	3	5	5	5	2	2	2	2	3	4
Encounter for mental health services for perpetrator of other abuse	Z6982	0	0	0	0	0	0	0	8	0	0	0	6

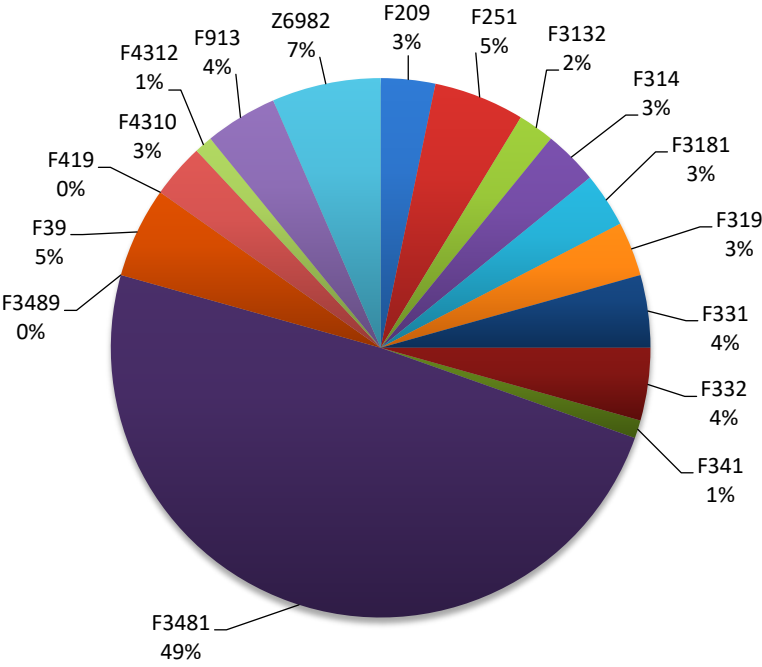


Nevada Division of Health Care Financing and Policy
Medicaid Fee for Service - Behavioral Health
Out-of-State Residential Treatment Center Placements for Children

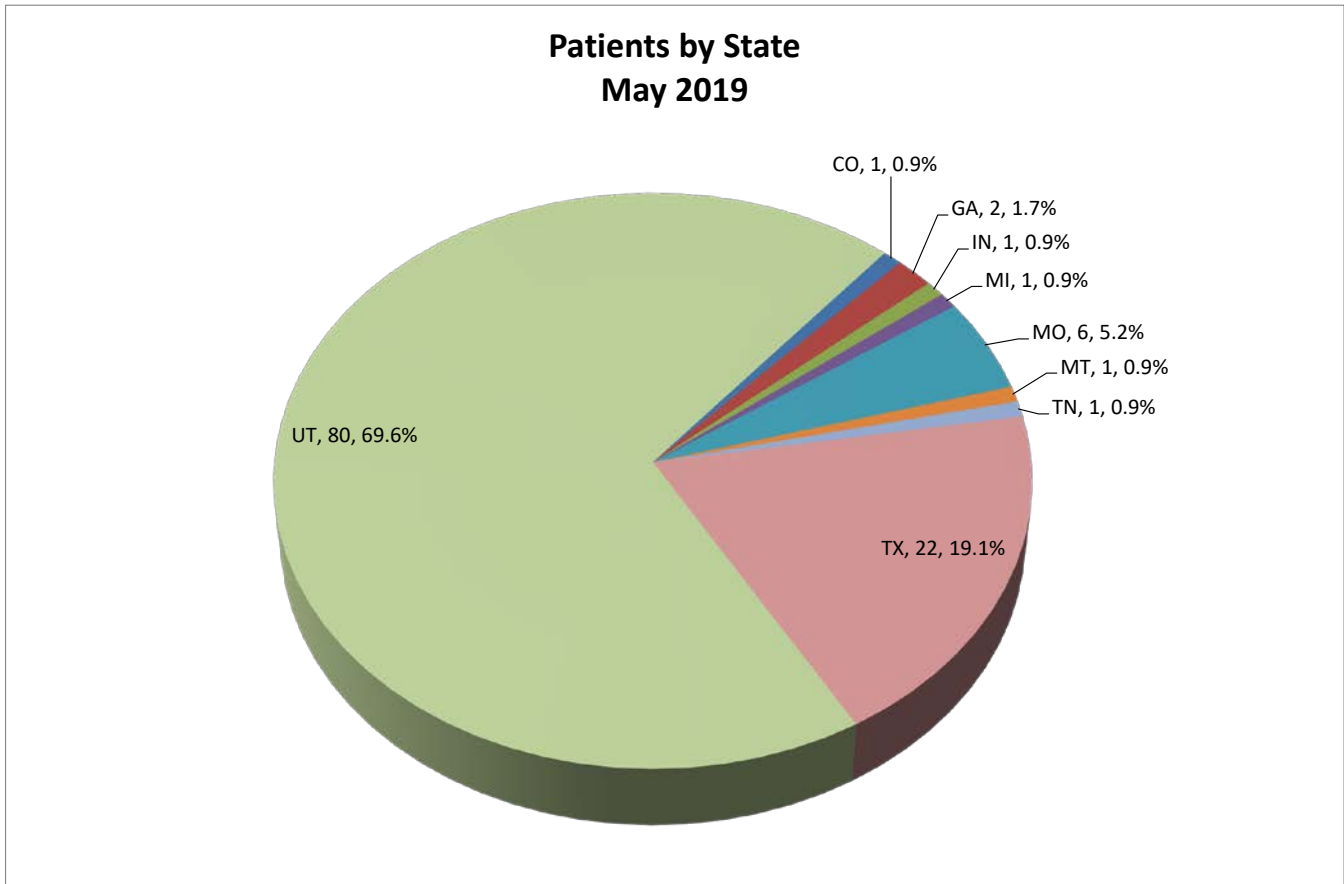
FY19 to April 2019



May 2019



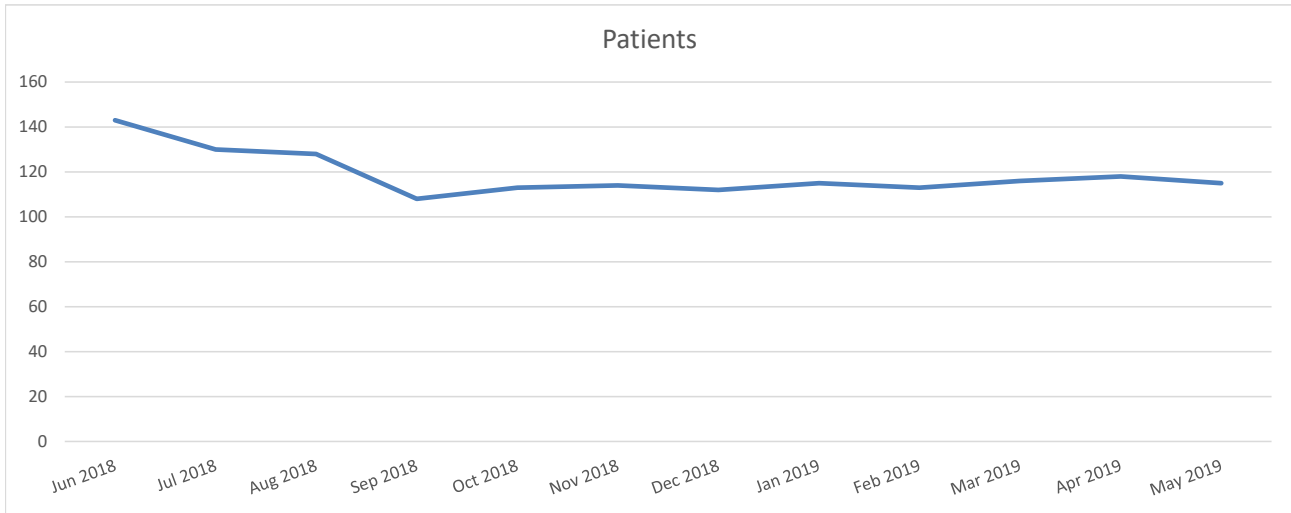
Nevada Division of Health Care Financing and Policy
Medicaid Fee for Service - Behavioral Health
Out-of-State Residential Treatment Center Placements for Children



The DHCFP data warehouse is comprised of claims data submitted by over 28,000 Medicaid providers from within Nevada and across the country. While DHCFP staff conscientiously make their best efforts to validate this data through continuous provider education and the use of a highly experienced audit staff, the Division heavily relies on its providers to submit accurate and complete information on our Medicaid patients. It should therefore be understood by the users of DHCFP reports on disease morbidity and patient health that the data source for these reports is based solely on patient claims data and may not be a complete and comprehensive health record.

Nevada Division of Health Care Financing and Policy
Medicaid Fee for Service - Behavioral Health
Out-of-State Residential Treatment Center Placements for Children

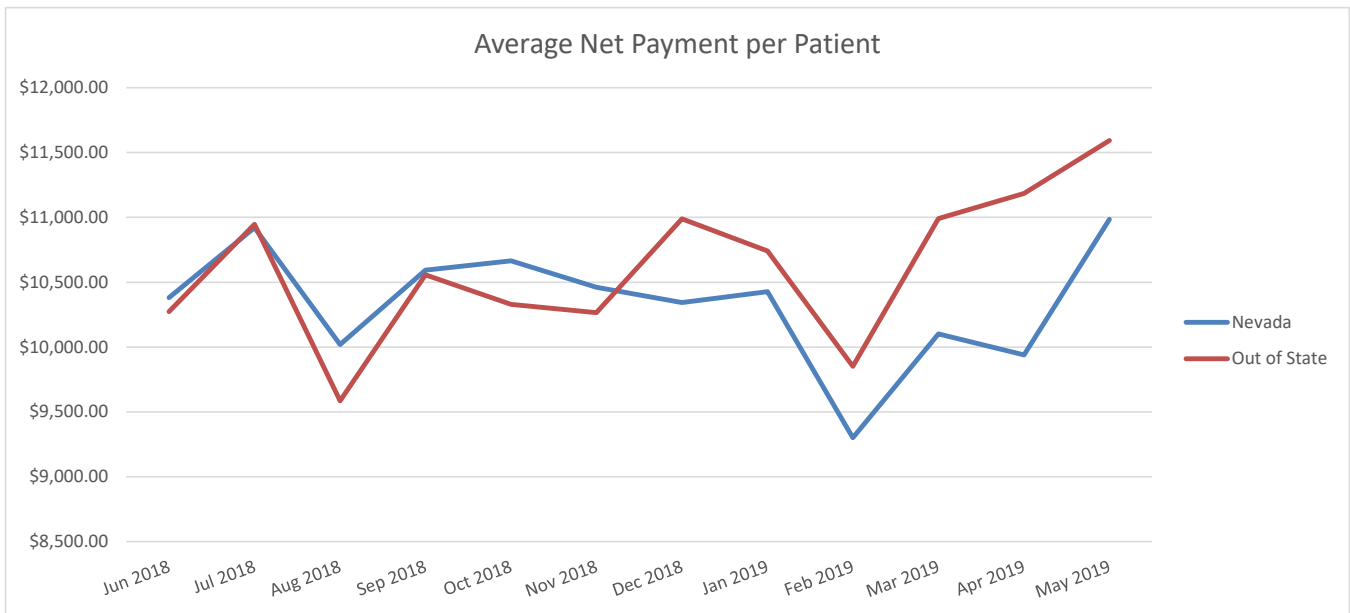
Subsets	161004 OOS RTC Enrollees												
	Patients												Total
	AR	AZ	CO	GA	IN	MI	MO	MT	TN	TX	UT		
Time Period: Incurred Month													
Jun 2018	1	1	5	3	1	1	7	1	1	17	105	143	
Jul 2018			3	2	1	1	5	1	1	17	99	130	
Aug 2018			5	2	1	1	3	1	1	17	97	128	
Sep 2018			5	2	1	1	2			12	85	108	
Oct 2018			4	3	1	1	2			16	86	113	
Nov 2018			5	2	1		2			18	86	114	
Dec 2018			5	3			3	1	1	17	82	112	
Jan 2019		1	3	3			3	1	1	21	82	115	
Feb 2019		1	1	3			4	1	1	22	80	113	
Mar 2019		1	1	2		1	4	1	1	23	82	116	
Apr 2019		1	1	1		1	4	1	1	23	85	118	
May 2019			1	2	1	1	6	1	1	22	80	115	



The DHCFP data warehouse is comprised of claims data submitted by over 28,000 Medicaid providers from within Nevada and across the country. While DHCFP staff conscientiously make their best efforts to validate this data through continuous provider education and the use of a highly experienced audit staff, the Division heavily relies on its providers to submit accurate and complete information on our Medicaid patients. It should therefore be understood by the users of DHCFP reports on disease morbidity and patient health that the data source for these reports is based solely on patient claims and may not be a complete and comprehensive health record.

Nevada Division of Health Care Financing and Policy
Medicaid Fee for Service - Behavioral Health
Out-of-State Residential Treatment Center Placements for Children

Subsets	NV RTC Patients				Out of State RTC Patients			
	Patients	Service Count Paid	Net Payment	Net Pay Per Pat	Patients	Service Count Paid	Net Payment	Net Pay Per Pat
Time Period: Incurred Month								
Jun 2018	116	2,825	\$1,204,336.00	\$10,382.21	142	3,927	\$1,458,895.22	\$10,273.91
Jul 2018	110	2,734	\$1,201,273.24	\$10,920.67	130	3,862	\$1,423,066.89	\$10,946.67
Aug 2018	106	2,423	\$1,062,081.16	\$10,019.63	128	3,297	\$1,226,972.49	\$9,585.72
Sep 2018	99	2,408	\$1,048,743.00	\$10,593.36	108	3,093	\$1,140,161.23	\$10,557.05
Oct 2018	112	2,782	\$1,194,418.72	\$10,664.45	113	3,119	\$1,167,197.99	\$10,329.19
Nov 2018	110	2,694	\$1,150,780.80	\$10,461.64	114	3,059	\$1,170,165.17	\$10,264.61
Dec 2018	123	2,963	\$1,272,283.24	\$10,343.77	112	3,195	\$1,230,760.97	\$10,988.94
Jan 2019	119	2,906	\$1,240,743.52	\$10,426.42	115	3,136	\$1,235,159.33	\$10,740.52
Feb 2019	111	2,449	\$1,032,391.32	\$9,300.82	113	2,792	\$1,113,124.44	\$9,850.66
Mar 2019	115	2,739	\$1,161,651.68	\$10,101.32	116	3,224	\$1,274,972.08	\$10,991.14
Apr 2019	128	3,024	\$1,272,228.80	\$9,939.29	118	3,233	\$1,319,823.00	\$11,184.94
May 2019	131	3,377	\$1,439,070.00	\$10,985.27	114	3,219	\$1,321,604.20	\$11,593.02



The report indicates the number of in-state and out-of-state fee for service RTC patients. Patient counts are based upon when the service occurred and not when the service was paid.

The DHCFP data warehouse is comprised of claims data submitted by over 28,000 Medicaid providers from within Nevada and across the country. While DHCFP staff conscientiously make their best efforts to validate this data through continuous provider education and the use of a highly experienced audit staff, the Division heavily relies on its providers to submit accurate and complete information on our Medicaid patients. It should therefore be understood by the users of DHCFP reports on disease morbidity and patient health that the data source for these reports is based solely on patient claims and may not be a complete and comprehensive health record.

Nevada Division of Health Care Financing and Policy
Medicaid Fee for Service - Behavioral Health
Out-of-State Residential Treatment Center Placements for Children

Subsets Time Period: Incurred Month Age Group Medstat			161004 OOS RTC Enrollees			
			May 2019			
			Patients			
			Ages 5-9	Ages 10-14	Ages 15-17	Total
Provider NPI Code	Provider Name	Provider State Code				
1205095569	LAKELAND HOSPITAL ACQUISITION	MO	2	3	1	6
1245324755	RTC RESOURCE ACQUISITION CORPORATION	IN		1		1
1306981238	KIDS BEHAVIORAL HEALTH OF MONTANA, INC.	MT	1			1
1356511372	CAPSTONE ACADEMY	MI			1	1
1376689042	SOUTHERN PEAKS REGIONAL TREATMENT CENTER	CO			1	1
1437604329	SEQUEL YOUTH SERVICES OF RED ROCK CANYON	UT		3	3	6
1528116746	HAVENWOOD ACADEMY INC	UT		1	1	2
1558499103	TURNING POINT FAMILY CARE, INC.	UT		5	6	11
1598772618	BENCHMARK BEHAVIORAL HEALTH SYSTEMS INC	UT		1	9	10
1598998619	THE VILLAGE	TN			1	1
1609843523	PROVO CANYON SCHOOL	UT	1	17	11	29
1649380593	COPPER HILLS YOUTH CENTER	UT		12	10	22
1679543672	COASTAL HARBOR TREATMENT CENTER	GA	2			2
1760482939	TEXAS NEUROREHAB CENTER	TX	4	13	5	22
Aggregate(Provider NPI Code)			10	55	49	114

The DHCFP data warehouse is comprised of claims data submitted by over 28,000 Medicaid providers from within Nevada and across the country. While DHCFP staff conscientiously make their best efforts to validate this data through continuous provider education and the use of a highly experienced audit staff, the Division heavily relies on its providers to submit accurate and complete information on our Medicaid patients. It should therefore be understood by the users of DHCFP reports on disease morbidity and patient health that the data source for these reports is based solely on patient claims and may not be a complete and comprehensive health record.

<u>Dimension/Measure</u>	<u>Definition</u>
161004 OOS RTC Enrollees	Custom built subset that combines Provider Type Claim NV Code = 63 (Residential Treatment Center), and Provider State Code <> NV ; excludes voided claims
Diagnosis Principal	The principal diagnosis description for a service, claim, or lab result.
Net Pay Per Pat	The average net amount paid, per patient, for all claims. It represents the amount after all pricing guidelines have been applied, and all third party, copayment, coinsurance, and deductible amounts have been subtracted.
Net Payment	The net amount paid for all claims. It represents the amount after all pricing guidelines have been applied, and all third party, copayment, coinsurance, and deductible amounts have been subtracted.
Patients	The unique count of members who received facility, professional, or pharmacy services.
Provider State Code	The current state abbreviation for the provider of service.
Provider Type Claim NV Code	The Nevada specific code for the servicing provider type on the claim record.
Service Count Paid	The sum of the units paid across professional and facility claims.